













Art and Design (Clay tiles)			Computing (Digital writing)		
Knowledge <i>I know...</i>	Skills <i>I can...</i>	Links back to <i>I remember...</i>	Knowledge <i>I know...</i>	Skills <i>I can...</i>	Links back to <i>I remember...</i>
<ul style="list-style-type: none"> Antony Gormley is a British sculptor. He uses different materials to make his sculptures e.g. metal, clay and wire. He created the 'Angel of the North'. Andy Goldsworthy is another British sculptor who sometimes uses ice and snow to make art. He created four snow rings in the North Pole. 	<ul style="list-style-type: none"> Look carefully at an object to create a model. Use rolling coils and pinching to add detail to a clay tile. Use clay to make a tile inspired by ice sculptures and Antony Gormley. Use sculpture to develop and share my ideas and experiences. Describe similarities and differences between sculptures and make links to my own work. 	<ul style="list-style-type: none"> Pablo Picasso was a Spanish artist. He is not alive now. Picasso changed his style. He began with realistic drawings (e.g. Picasso when he was 18). Pencils can make different marks (hatch and scribble). Vincent Van Gogh painted a picture called Sunflowers He was Dutch impressionist painter He was born in 1853 during the Victorian era Primary colours are red, yellow and blue Colours are made lighter by adding white Colours are made darker by adding black 	<ul style="list-style-type: none"> That a word processor is made up of pages. What the keys that I have learnt about do e.g. backspace. How to make changes to text on a iPad. The differences between typing and writing and can explain these. 	<ul style="list-style-type: none"> Open a word processor. Identify and find keys on a keyboard. Enter text into an iPad. Use letter, number, and Space keys. Use Backspace to remove text. Type capital letters. Identify the toolbar and use bold, italic, and underline. Select a word by double-clicking and select all of the text by clicking and dragging Change the font. Say what tool I used to change the text. Decide if my changes have improved my writing. Use 'Undo' to remove changes. Say why I prefer typing or writing. 	<ul style="list-style-type: none"> Programming a sprite using ScratchJr An algorithm is a precise set of ordered steps that can be followed by a human or a computer to achieve a task. Digital art is a type of art made using technology. (YR) Responding to a task on Seesaw
Vocabulary:		Images:	Vocabulary:		Images:
<p>Clay: a malleable material used and moulded by sculptors</p> <p>Coils: rolling out the clay to make a long roll which is coiled and stacked</p> <p>Material: what an object is made from</p> <p>Pinching: using finger and thumb to press and shape the clay</p> <p>Sculptor: an artist who make sculptures</p> <p>Sculpture: forming solid objects to make 3d models</p>		  	<p>Backspace: a key on a iPad keyboard used to make the cursor to move backwards.</p> <p>Toolbar: pictures that can be clicked on to do a certain job.</p> <p>Word processor: creates, stores and prints text pages.</p> <p>Keyboard: allows us to enter text into a iPad.</p> <p>Font: the size, colour of text.</p>		    



History			Science (materials and plants part 2)		
Knowledge <i>I know...</i>	Skills <i>I can...</i>	Links back to <i>I remember...</i>	Knowledge <i>I know...</i>	Skills <i>I can...</i>	Links back to <i>I remember...</i>
<ul style="list-style-type: none"> Robert Falcon Scott was a famous explorer. In 1910 he led a journey to Antarctica to find out about the animals and weather. His ship was called the Terra Nova. He died due to low food supplies and bad weather. Robert Falcon Scott was a hero. 	<ul style="list-style-type: none"> Place events in chronological order Use different sources to find out about the past Use historical sources to wonder and ask questions about the past Say what is the same and what is different between two historical sources Use historical words to talk about what I know Communicate what I know in different ways 	<ul style="list-style-type: none"> We can order events on a timeline (NHS, clothes, washing equipment) We can use sources to find out about the past Antarctica is one the seven continents. Maps contain human and physical features of a place and help us find our way around 	<ul style="list-style-type: none"> The name and describe simple properties of everyday materials e.g. wood is hard Materials have different properties e.g. strong, soft Materials can be grouped in different ways The names of common plants, including garden plants, wild plants and trees, Evergreen trees have green leaves throughout the year Deciduous trees shed their leaves every year 	<ul style="list-style-type: none"> Name, compare & describe materials Investigate which materials float or sink. Ask simple questions using how and why Carry out simple tests with an adult Predict what may happen in an investigation Observe closely using simple equipment To record results through drawing and or a simple table prepared by the teacher (materials) To draw what happened Draw simple conclusions and explain what they did To draw on a pictogram or other chart prepared by the teacher and create class bar charts (plants) 	<ul style="list-style-type: none"> Objects are made from different materials Investigating the best material for a postman's sack Planting a sunflower (autumn) Plants have roots, stem/trunk, leaves and flowers.
Vocabulary:		Images:	Vocabulary:		Images:
<p>Captain: person in command of a ship Chronology: putting events or dates in order Explorer: someone who travels to places that people do not know much about Journey: travelling from one place to another Map: a diagram to show where places are located and features of places Past: gone by in time Present: existing or occurring now Source: a place, person or thing that you can find information from.</p>		 	<p>Evergreen: trees which have green leaves throughout the year Deciduous: trees shedding their leaves every year Flower: part of a plant Material: what something is made of Observe: to look closely Pictogram: a chart which uses pictures to represent data Plant: a living thing which includes flowers, trees and vegetables Predict: make a guess about what may happen Table: a way to represent data or information in rows and columns Tree: a plant that has a stem/trunk & branches</p>		